

Lawn-Fix Self Adhesive Tape

A special tape for seam bonding artificial grass used as lawn or leisure areas

INTRODUCTION

EnviroStik Lawn-Fix tape is a simple way of bonding the two edges of artificial grass strips used in leisure and landscaping installations. The use of Lawn-Fix self adhesive tape can, in some circumstances, eliminate the use of liquid adhesives and a separate jointing tape, thus avoiding the time consuming application and spreading normally required.

The tape is constructed by having a layer of adhesive attached to a textile base carrier. The adhesive layer is then protected by a silicon release paper that is removed before use as described below.

This method of forming an invisible joint to a laid surface is simple and effective. However the bonds achieved are not as strong as that achieved by the EnviroStik liquid adhesives, Wet-Fix or AquaBond, therefore we recommend that Lawn-Fix is mainly suitable for installing areas of lighter traffic.

FEATURES

- Single solvent free material to affix the artificial grass edges.
- Suitable for use on both indoor and outdoor surfaces.
- High Tack allows repositioning before final pressure applied.
- Flows into substrates and thus works well on rough surfaces.
- Convenient roll size for ease of handling.

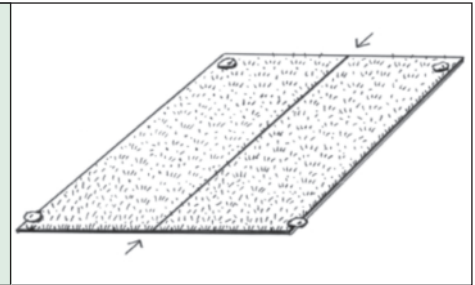
PRODUCT CHARACTERISTICS

Colour & Form:	Spun bonded polyester 100g/m ² with 1mm thick butyl rubber	
Roll Sizes:	Length:	20 m.
	Width:	150 mm.
	Thickness:	1.45 mm.
	Mass per unit area	1.65 g/m ²
Average Peel Strength: NEN-EN 12228	(CD):	> 100N/100mm.
Average Tensile Strength: NEN-EN 12228	(CD):	> 50N/100mm.
Temperature Stability:	-5°C to +40°C.	
Storage:	0 to 30°C.	
Packaging:	2 or 4 rolls per box	

APPLICATION

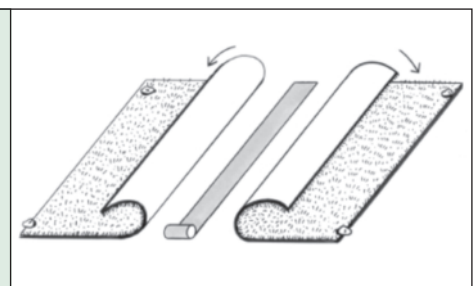
Step 1:

Roll out the artificial grass in parallel strips. The edges should touch.



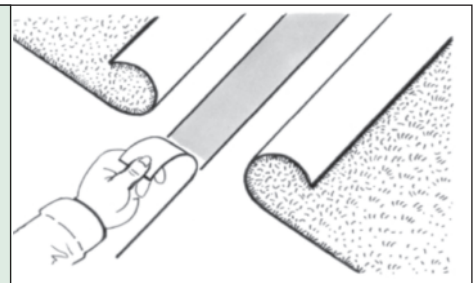
Step 2:

Bend the edges back and install the tape between the rolls where the seam will be folded; adhesive side up.



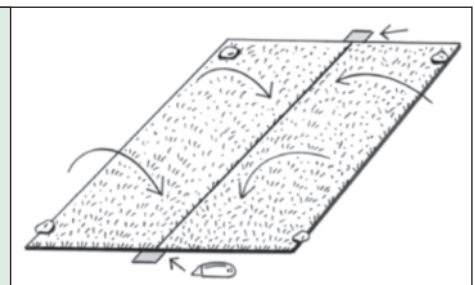
Step 3:

Remove the protective foil.



Step 4:

Fold the edges back onto the tape. Ensure that the grass fibres do not touch the surface of the adhesive. Press the seam firmly.



This leaflet is for general guidance only and may contain inappropriate information under particular conditions of use. The company cannot accept any responsibility for loss or damage that may result from the use of this information, due to the possibility of variations of processing or working conditions and of workmanship outside our control. Users are advised to confirm the suitability of this product by their own tests.